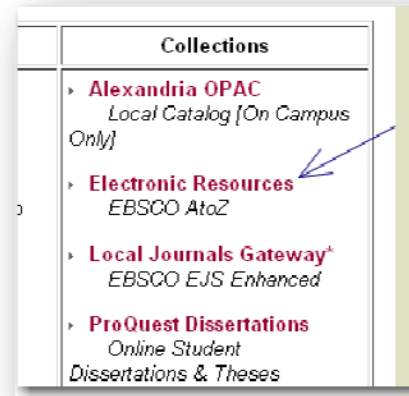
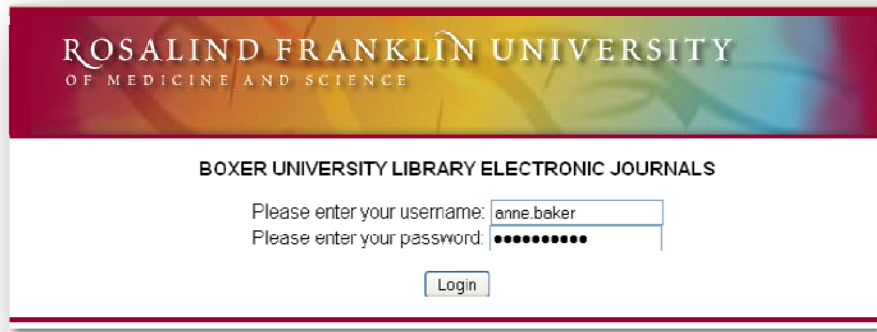


Using Boxer University Library's E-Resources

Go to the Library's website and click the **Electronic Resources** link under **Collections** →

Login with your **HelixNet** information ↓



Collections
▶ Alexandria OPAC Local Catalog [On Campus Only]
▶ Electronic Resources EBSCO AtoZ
▶ Local Journals Gateway* EBSCO EJS Enhanced
▶ ProQuest Dissertations Online Student Dissertations & Theses

In order for the website to function properly, you must have your pop-up blockers turned off for your session:





Internet Explorer – Go to the **Tools** menu at the top, select **Pop-up Blocker** and click the **Turn Off Pop-up Blocker** option.

Firefox – Go to the **Tools** menu at the top, select **Options** and click the **Content** tab. Make sure **Block pop-up windows** is *unchecked*.

Safari – Click the **Settings wheel icon** at the top of the screen and make sure **Block Pop-Up Windows** is *unchecked*.

The first thing you will see is an A-to-Z list of titles.

The colored icons next to the resource links indicate full text availability:

-  Current full text available through publisher
-  Current full text available through EBSCO
-  Current full text available through consortial agreement – note: back issues may not be available
-  Free or open source full text available – note: may not be current

Using Boxer University Library's E-Resources

To access articles, click the resource link under the name of the journal. Some journals will link directly to the publisher's website. Others will link to EBSCO and will provide an *indexed list of issues* from which to choose →

Note: if any additional logins are needed, a pop-up window will appear with the login information.

Other ways of looking for resources are presented in the **tabs** at the top of the list. The **Index** tab provides a list of providers for the resources listed on the website. Use this list to go directly to a database or publisher's website.

The **Search** tab gives you more options to look for a resource. Use this tab to search for resources by subject or publisher →

Search for Titles

Find:

To find variants of a word, truncate using an *

Within:

- Title Name
- Publisher Name
- ISSN
- Subjects
- All of the above

Search Type:

- Contains
- Begins With
- Exact Match

Your Access: 2002 - 2010

Access	Details
<input type="checkbox"/> Volume 17 (2010)	
	Volume 17, Number 4 (April 2010) pp. 349-467
	Volume 17, Number 3 (March 2010) pp. 231-347
	Volume 17, Number 2 (February 2010) pp. 117-230
	Volume 17, Number 1 (January 2010) pp. 1-115
<input type="checkbox"/> Volume 16 (2009)	
<input type="checkbox"/> Volume 15 (2008)	
<input type="checkbox"/> Volume 14 (2007)	
<input type="checkbox"/> Volume 13 (2006)	
<input type="checkbox"/> Volume 12 (2005)	
<input type="checkbox"/> Volume 11 (2004)	
<input type="checkbox"/> Volume 10 (2003)	
<input type="checkbox"/> Volume 9 (2002)	

The **Links** tab provides a list of outside resources that have been evaluated by the Reference Librarian as being authoritative and useful for research →

Links

A	<ul style="list-style-type: none">• ACLS Algorithms• Alexandria OPAC (On Campus Only)• AMA FRIEDA• Anatomy Atlases• AO Surgery Reference• AO Traumatism - Clinical Trauma Evidence
C	<ul style="list-style-type: none">• CenterWatch Clinical Trials Listings• Chemical Abstracts Service Source Index (CASSE)• CincoWorld - the Clinical Informatics Wiki